








Dated: March 2009

Professional Price List E. & O.E.

Model	Description	List Ex Vat
	<p>The Radia Pro PROLINE series loudspeakers offer proprietary planar design that gives the user significant advantages over conventional loudspeaker systems. For the first time the Pro-Line combines high performance planar technology with dependability and high SPL output at a very affordable price. The result is a sturdy transducer for Pro use that works as a line source radiator. The driving force is transferred linearly onto an ultra-thin polyethylene naphthalate (PEN) membrane, whose moving mass is actually less than the reactive mass of the adjacent air. The "fr" option now includes two 5" mid woofers to extend the useable frequency range down to 60Hz.</p>	
<b>Pro Line Driver Systems- Pro-1.0</b>		
	<p><b>RP.PRO-1.0</b> 40" (100cm) Kaladex driver element only. For mounting inside or behind existing room architecture. Sensitivity: 90dB SPL 1W/1m. Nominal Impedance: 4 Ohms. Frequency Response: 150Hz-20KHz. Power Handling: 100W RMS</p>	<b>£949.00</b>
	<p><b>RP.PRO-1.0 ME</b> 40" (100cm) Kaladex driver element mounted in a metal utility enclosure for in-wall or in-ceiling mounting. Sensitivity: 90dB SPL 1W/1m. Nominal Impedance: 4 Ohms. Frequency Response: 150Hz-20KHz. Power Handling: 100W RMS</p>	<b>£1,550.00</b>
	<p><b>RP.PRO-1.0FRME</b> 40" (100cm) Kaladex driver element with two 5.25" woofers, passive crossover, mounted in a metal utility enclosure for in-wall or in-ceiling mounting. Full range. Frequency Response: 60Hz-20KHz. Woofers crossover frequency: 500Hz. Recommended input power: 75-200W. Sensitivity: 90dB SPL 1W/1m. Nominal Impedance: 4 Ohms. Power Handling: 150W RMS</p>	<b>£2,200.00</b>
<b>Pro Line Driver Systems- Pro-1.3</b>		
	<p><b>RP.PRO-1.3</b> 50" (130cm) Kaladex driver element only. For mounting inside or behind existing room architecture. Sensitivity: 90dB SPL 1W/1m. Nominal Impedance: 4 Ohms. Frequency Response: 150Hz-20KHz. Power Handling: 130W RMS.</p>	<b>£1,095.00</b>
	<p><b>RP.PRO-1.3 ME</b> 50" (130cm) Kaladex driver element mounted in a metal utility enclosure for in-wall or in-ceiling mounting. Sensitivity: 90dB SPL 1W/1m. Nominal Impedance: 4 Ohms. Frequency Response: 150Hz-20KHz. Power Handling: 130W RMS</p>	<b>£1,760.00</b>
	<p><b>RP.PRO-1.3FRME</b> 50" (130cm) Kaladex driver element with four 5.25" woofers, passive crossover, mounted in a metal utility enclosure for in-wall or in-ceiling mounting. Full range. Frequency Response: 60Hz-20KHz. Woofers crossover frequency: 500Hz. Recommended input power: 75-300W. Sensitivity: 90dB SPL 1W/1m. Nominal Impedance: 4 Ohms. Power Handling: 200W RMS</p>	<b>£2,945.00</b>

<b>Pro Line Driver Systems- Pro-1.9</b>			
	<b>RP.PRO-1.9</b>	<b>Pro-1.9 75"</b> (190cm) Kaladex driver element only. For mounting inside or behind existing room architecture. Sensitivity: 90dB SPL 1W/1m. Nominal Impedance: 6 Ohms. Frequency Response: 150Hz-20KHz. Power Handling: 200W RMS	<b>£1,460.00</b>
	<b>RP.PRO-1.9 ME</b>	<b>Pro-1.9 ME 75"</b> (190cm) Kaladex driver element mounted in a metal utility enclosure for in-wall or in-ceiling mounting. Sensitivity: 90dB SPL 1W/1m. Nominal Impedance: 6 Ohms. Frequency Response: 150Hz-20KHz. Power Handling: 200W RMS	<b>£2,140.00</b>
<b>Neo Drivers</b>			
	<b>RP.RADIA-NEO-8</b>	<b>Radia-Neo-8</b> 8" Kaladex driver. Delivers clean, airy, transparent sound that is inherently natural and pleasing. Predictable horizontal dispersion ensures good, smooth coverage. Nominal impedance: 4 Ohms. Frequency Response: 200Hz - 20KHz. Power Handling: 20W RMS	<b>£189.00</b>
	<b>RP.RADIA-NEO-10</b>	<b>Radia-Neo-10</b> 10" Kaladex driver. Delivers clean, airy, transparent sound that is inherently natural and pleasing. Predictable horizontal dispersion ensures good, smooth coverage. Nominal impedance: 4 Ohms. Frequency Response: 200Hz - 20KHz. Power Handling: 20W RMS	<b>£392.00</b>
<b>Pro Series Loudspeaker Systems- Pro-32</b>			
	<b>RP.PRO-32B</b>	<b>PRO-32B</b> 32" (82cm) Is a high performance compact line array consisting of 6 x 5.25" LF drivers, while the tweeter array consists of 9 x 3" proprietary ribbon planar drivers. Sensitivity: 94 dB SPL 1W/1m. Nominal Impedance: 6 Ohms Frequency Response: 80 Hz to 20 Hz Power Handling: 300W RMS Colour: Black	<b>£1,760.00</b>
	<b>RP.PRO-32AB</b>	<b>PRO-32AB</b> 32" (82cm) Is a high performance compact line array consisting of 6 x 5.25" LF drivers, while the tweeter array consists of 9 x 3" proprietary ribbon planar drivers. This version has a 5° internal articulated ribbon drivers. Sensitivity: 94 dB SPL 1W/1m. Nominal Impedance: 6 Ohms Frequency Response: 80 Hz to 20 Hz Power Handling: 300W RMS Colour: Black	<b>£1,760.00</b>
	<b>RP.PRO-32W</b>	<b>PRO-32W</b> 32" (82cm) Is a high performance compact line array consisting of 6 x 5.25" LF drivers, while the tweeter array consists of 9 x 3" proprietary ribbon planar drivers. Sensitivity: 94 dB SPL 1W/1m. Nominal Impedance: 6 Ohms Frequency Response: 80 Hz to 20 Hz Power Handling: 300W RMS Colour: White	<b>£1,760.00</b>
	<b>RP.PRO-32AW</b>	<b>PRO-32AW</b> 32" (82cm) Is a high performance compact line array consisting of 6 x 5.25" LF drivers, while the tweeter array consists of 9 x 3" proprietary ribbon planar drivers. This version has a 5° internal articulated ribbon drivers. Sensitivity: 94 dB SPL 1W/1m. Nominal Impedance: 6 Ohms Frequency Response: 80 Hz to 20 Hz Power Handling: 300W RMS Colour: White	<b>£1,760.00</b>

<b>Pro Series Loudspeaker Systems- Pro-65</b>			
	<b>RP.PRO-65B</b>	<p>The Radia Pro Pro-65 low frequency array system is an indispensable addition to Pro-32 compact line array systems in applications where very precise low frequency dispersion control is required. The Pro-65 is built using the same extruded aluminum enclosure as Pro-32 but has no tweeter array or internal passive crossover. There are 6 x 5.25" (13.34 cm) Neodymium motor woofers installed in a line array, providing a powerful and controlled reproduction of LF spectrum.</p> <p>Sensitivity: 94 dB SPL 1W/1m.  Nominal Impedance: 6 Ohms  MAX SPL (calculated @ 1 Metre): 116 dB Cont / 122 dB peak  Power Handling: 250W RMS  Colour: Black powder coating</p>	<b>£1,595.00</b>
	<b>RP.PRO-65W</b>	Pro-65 with White powder coating.	<b>£1,595.00</b>
<b>Accessories</b>			
No image available	<b>RP.PRO-1.0XO</b>	Passive crossover for Pro-1.0. High pass only	<b>£104.00</b>
No image available	<b>RP.PRO-1.3XO</b>	Passive crossover for Pro-1.3. High pass only	<b>£104.00</b>
No image available	<b>RP.PRO-1.9XO</b>	Passive crossover for Pro-1.9. High pass only	<b>£104.00</b>
No image available	<b>RP.ENCL-1.9ME</b>	All weather metal enclosure for 1.9ME & 1.3FrME	<b>£226.00</b>
No image available	<b>RP.PRO-32B-BRK</b>	Coupler Bracket for Pro-32 and Pro-65, pair black	<b>£67.00</b>
No image available	<b>RP.PRO-32W-BRK</b>	Coupler Bracket for Pro-32 and Pro-65, pair white	<b>£67.00</b>
No image available	<b>RP.PRO-32T</b>	100v Line Transformer (300w), fitted	<b>£196.00</b>
	<b>AN.R100T-120W</b>	Line transformer for use with 1.3. 100 watts at 100v line. Can be used with 70v line, output will be -3dB	<b>£59.00</b>
	<b>AN.R100T-200W</b>	Line transformer for use with 1.9. 100 watts at 100v line. Can be used with 70v line, output will be -3dB	<b>£67.00</b>
<b>Custom</b>	<b>Custom Enclosures</b>	A range of custom metal exterior enclosures is available for special projects. Please call for details.	